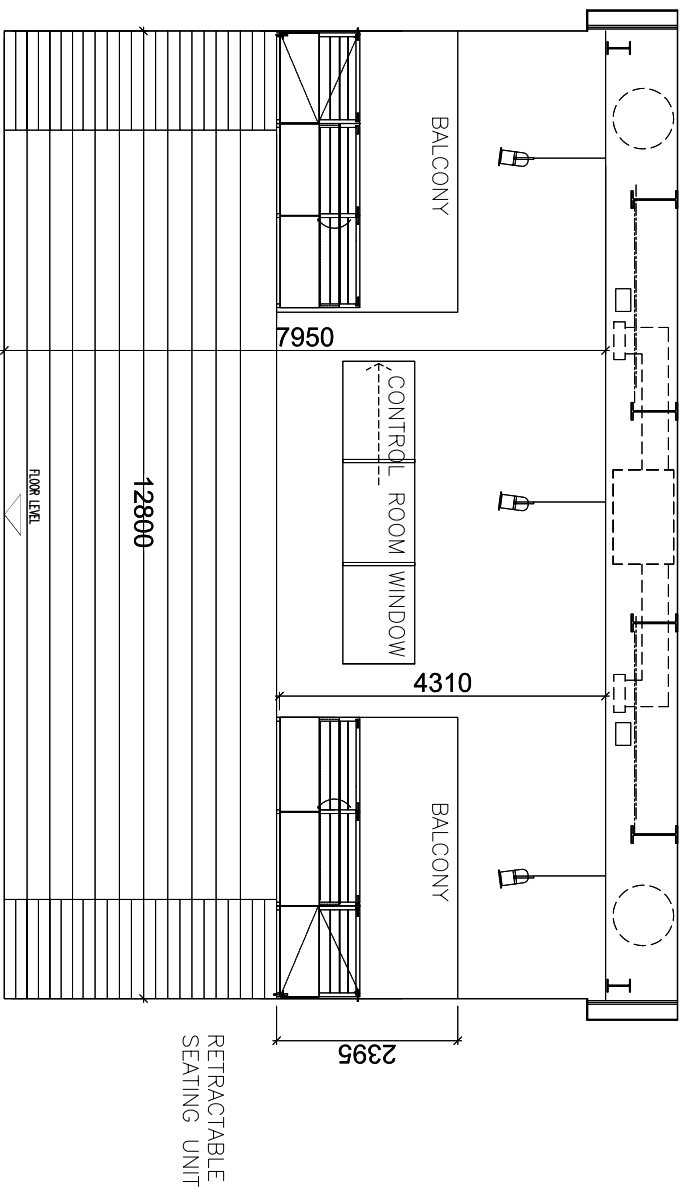
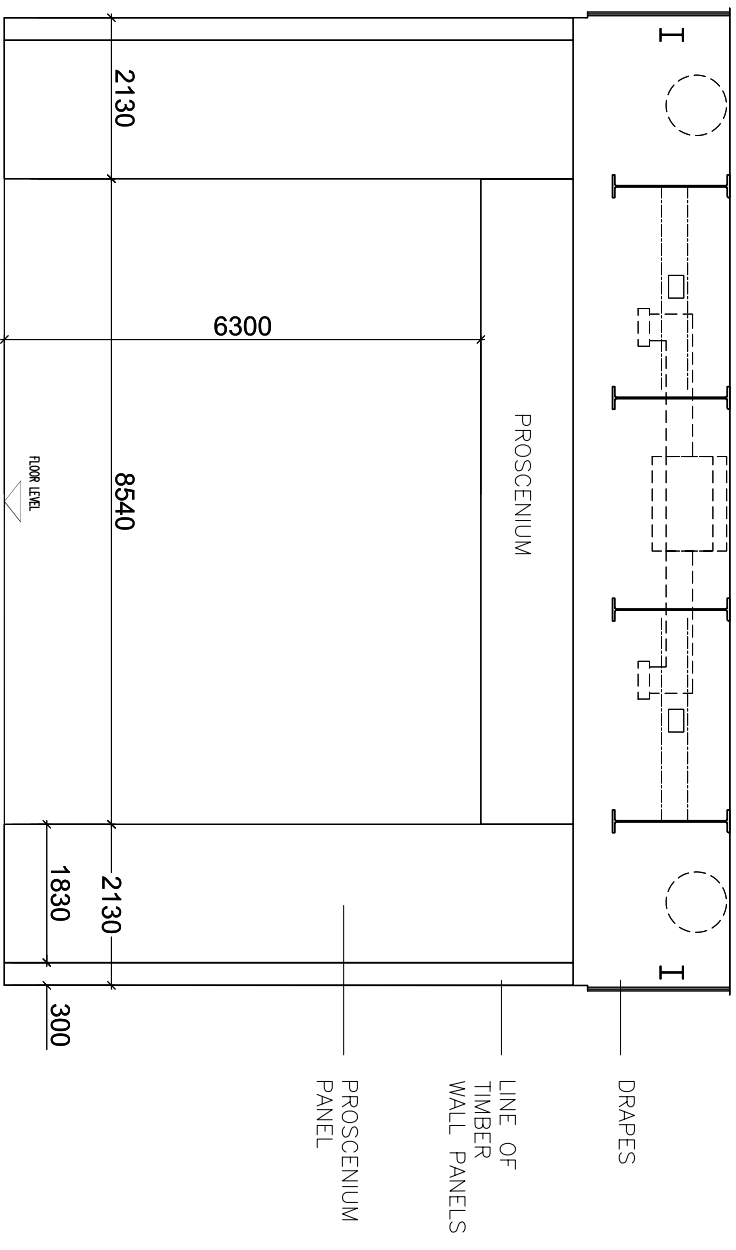


Dimensions shown are Design dimensions only, and the as-built dimensions may vary nominally from these due to site conditions.

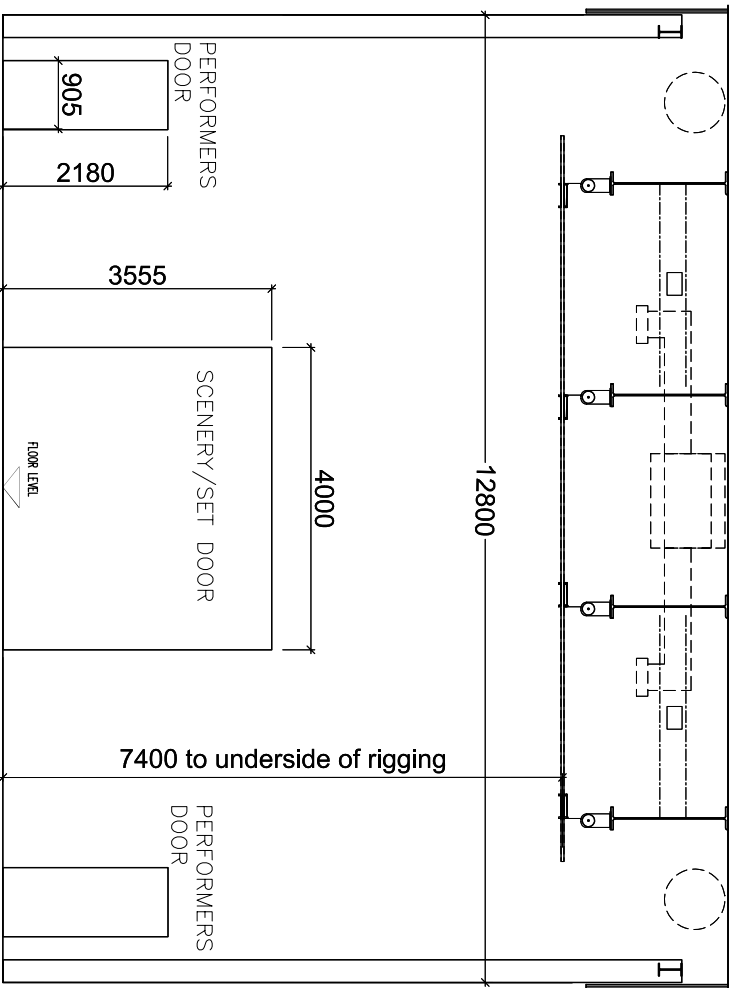
- Refer to drawing AL(22)21 and 22 for wall elevations.



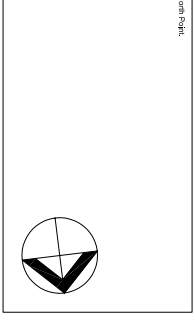
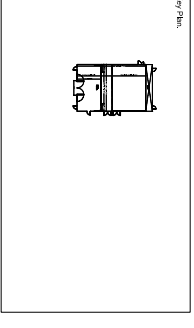
Elevation C : Looking West



Elevation D :Looking East showing proscenium



Elevation E:Looking East



No.	Revisions	Date
1		
2		
3		
4		
5		
6		
7		
8		
9		
10		
11		
12		
13		
14		
15		
16		
17		
18		
19		
20		
21		
22		

**ellis williams architects**  
 600001100017200 754 444 0200 3030 3000  
 Email: ellis@elliswilliams.co.uk

**AUDITORIUM SPACE DIAGRAMATIC ELEVATIONS**  
 SCALE 1:50 @ A1: 1:100 @ A3

Project Name	Scale	Drawn by	Checked by	Date	Scale at A1	Scale at A3
DOCT ARTS CENTRE	1:50	EW	EW	18/01/20	1:100	1:100
<b>AUDITORIUM DIAGRAMATIC ELEVATIONS 2</b>						
Drawn by	Scale	Drawn by	Checked by	Date	Scale at A1	Scale at A3
EW	1:50	EW	EW	18/01/20	1:100	1:100
Drawn by	Scale	Drawn by	Checked by	Date	Scale at A1	Scale at A3
M0923	AL(22)	EW	EW	22	-	-